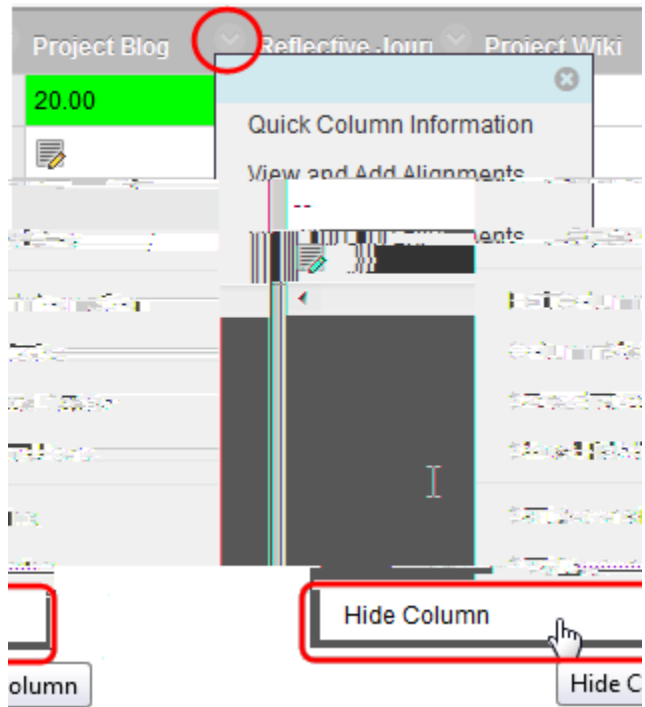


At the end of the training, the participants will be able to:


- Control whether or not instructors see a column
- Control whether or not students see a column in
- Control which kinds of students see on a test
- Use Test Options to control the of a test
- Use to control the availability of a test

In the , instructors can control which columns are to:
Instructors (Student Assistants, etc.) in the
Students in

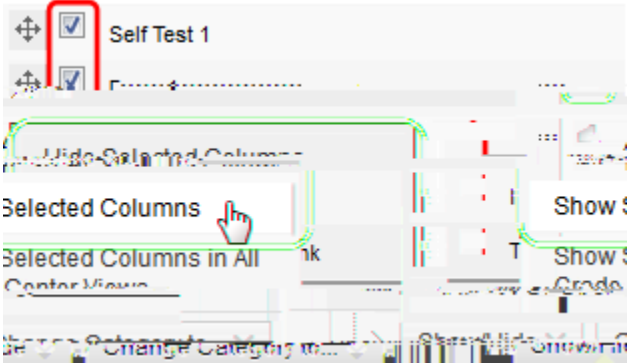
To hide a column from instructors in the Grade Center:
Click the for a column.
Click .



To hide or show columns from/to instructors in the Grade Center:
Point to
Click




Select the for the you want to hide or show in the Grade Center.
Point to
Click the option to either or
If a column is hidden, it will be out. If it is shown, it will be in black text.



Click to save the changes.

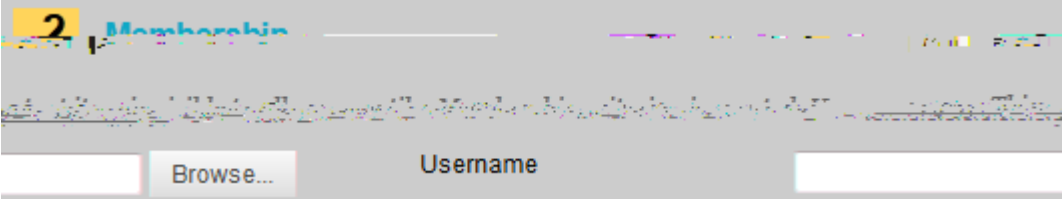
To show or hide a column to students in _____ :
From the Grade Center, click the _____ for the column.
Click _____ .



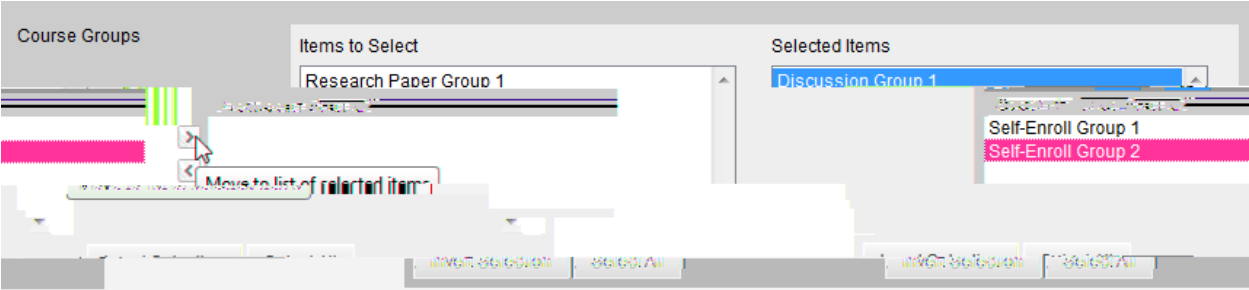
This works like a _____ switch. If the column is shown, clicking this will



This allows instructors to release items to individual students or groups
must be selected , with a comma between student IDs. You
can browse for individual students as well.



can be chosen from a . Instructors can choose more than one
group at a time.



This option allows instructors to identify a that students must
complete being granted access to the being released.
select the that you are selectively releasing as the . This
will lock students out of the item.

